





5. Click "Schedule an appointment" and choose your course.



6. Pick your time from the list of those available. Sessions run in either 15 or 30 minute increments.



7. Choose a tutor. For some subjects and times, there will be multiple options.




8. Select that you would like a Zoom location (currently the only option for our center).



9. Fill in your Topic –

12. The tutor you selected will receive a notification of the appointment and will then confirm their availability.
13. Once the tutor accepts the invite, you will receive a notification. The app will update with the Zoom meeting link you will use to access your appointment. You will also receive an email with the Zoom link.



14. Once your appointment is over, you will be prompted in the app to provide feedback on your session. Please let us know your thoughts so we can either make adjustments to our sessions or to call out a tutor who is doing a great job!