

Murray State University Emergency Notification System myGate Information Change

University of **Racer Alert** Emergency Notification System uses the information you provide in your

Step 1: To begin, direct your browser to:

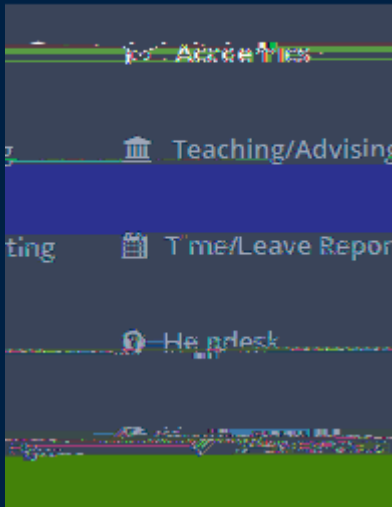
<https://mygate.murraystate.edu>

Log in to your myGate Account

Step 2: From the myGate home screen, select

on the left side of the screen

Financial Aid





Step 3: Employees follow the link
a the bottom right of the page

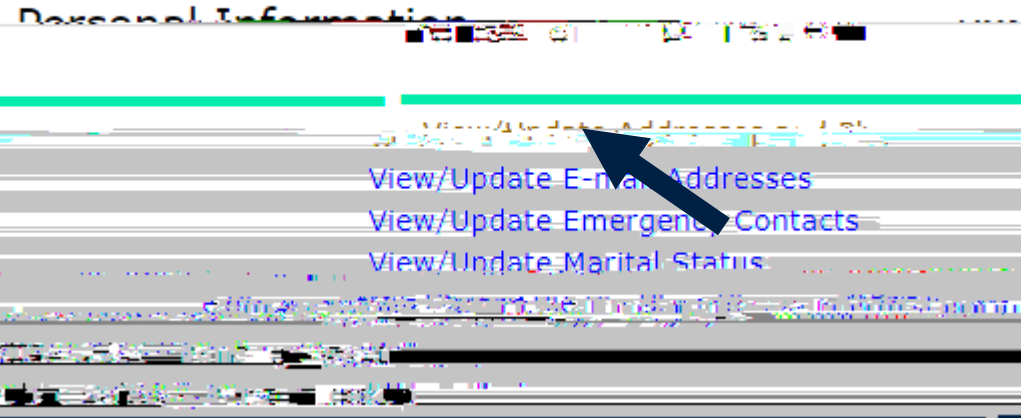
Self-o #




Step 3: Look for the Student Links
section of your myGate page




Search



Step 5: Select View/Update Addresses and Phones link




Step 6: Select Update Addresses and Phones



Step 7: Select the Cellular Phone link

Phone Type	Area	Phone	Ext	International	Unlisted	Delete
Drop Down						
Drop Down						
Drop Down						
Drop Down				OR		
Drop Down				OR		
Drop Down				OR		
<input type="button" value="Submit"/>	<input type="button" value="Reset"/>					
<input type="button" value="Select a Different Address to Update"/>						

Step 8: Use the Drop Down menu to select Cellular Phone or, if you already have a cell phone number entered, type the new number in and click the Submit button.



You have now completed the process for updating your cellphone number to receive emergency texts. To add family members or additional phone numbers for emergency text messages, follow the instructions provided on the Racer Alert webpage:

<http://murraystate.edu/raceralert>

Questions regarding Racer Alert
Emergency Notification?

Contact the Murray State Police at
(270) 809-2222 or
by email at

MSU.RacerAlert@murraystate.edu